



ಬೃಹತ್ ಬೆಂಗಳೂರು ಮಹಾನಗರ ಪಾಲಿಕೆ
Bruhat Bengaluru Mahanagara Palike



BBMP COVID-19 WAR ROOM 16.01.2022



ABSTRACT OF COVID-19 CASES IN BENGALURU



	MALE	FEMALE	TRANSGENDER	MALE	FEMALE	TRANSGENDER	TOTAL	
	Last 24 Hours	Last 24 Hours	Last 24 Hours	Cumulative	Cumulative	Cumulative	Last 24 Hours	Cumulative
Positive Cases	12,460	8,610	1	8,41,911	5,74,732	164	21,071	14,16,807
Recovered Cases	2,141	1,836	1	7,48,051	5,05,951	151	3,978	12,54,153
Death Cases	4	1	0	10,417	6,033	4	5	16,454
Total Tests Done	In Last 24 hrs : 95,089					Cumulative : 2,52,18,253		
ACTIVE CASES					1,46,200			

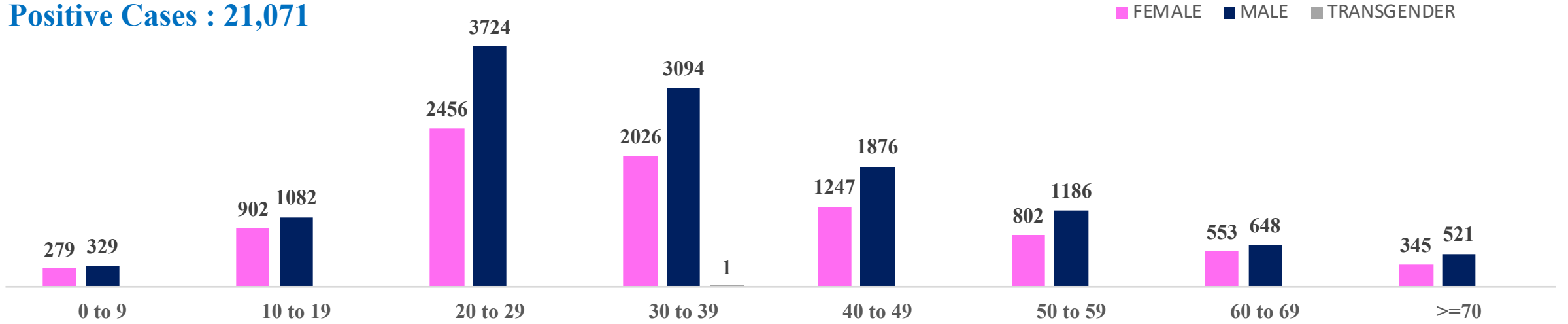
*Covid deaths occurred today : 00 | Covid deaths occurred beyond last 24 hrs., reported today : 05



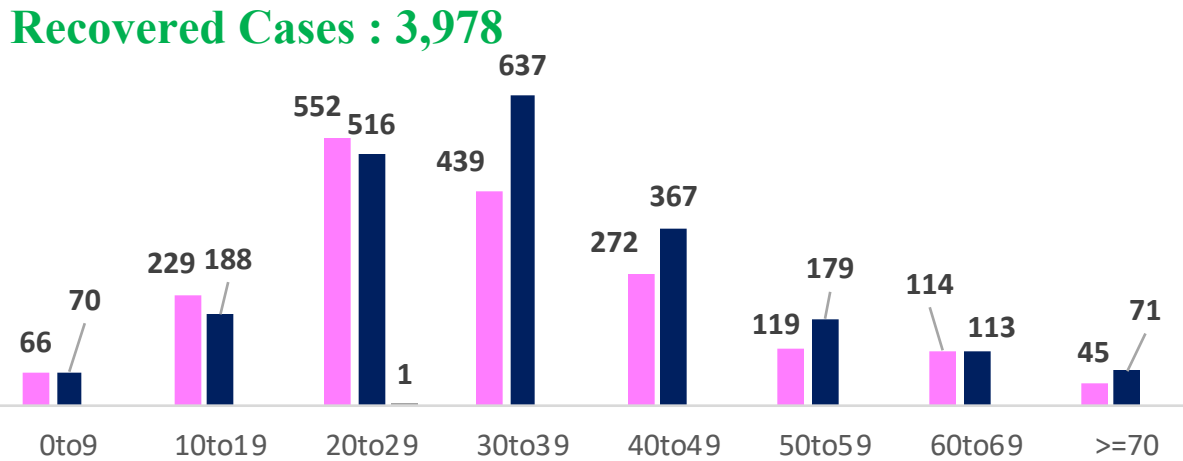
LAST 24 HOURS AGE GROUP AND GENDER WISE DISTRIBUTION



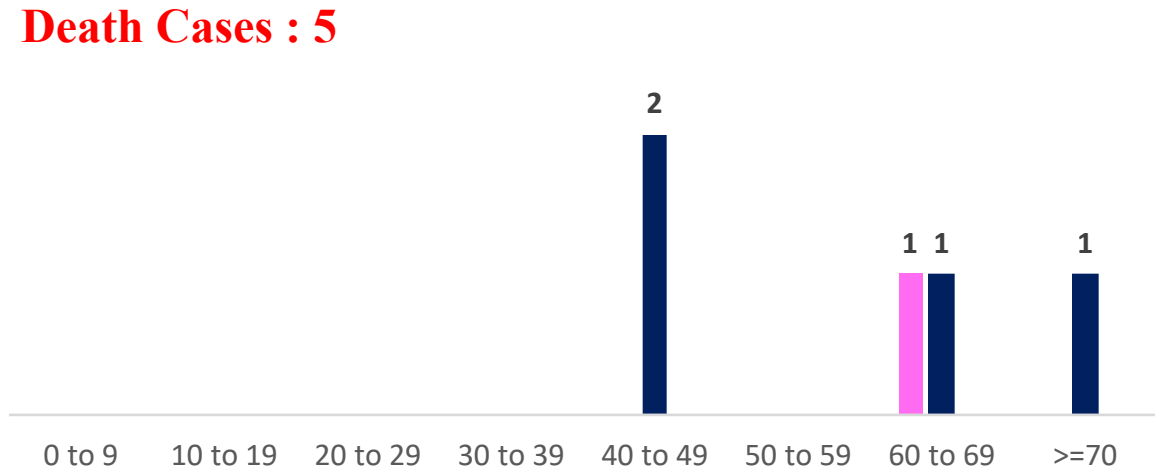
Positive Cases : 21,071



Recovered Cases : 3,978



Death Cases : 5





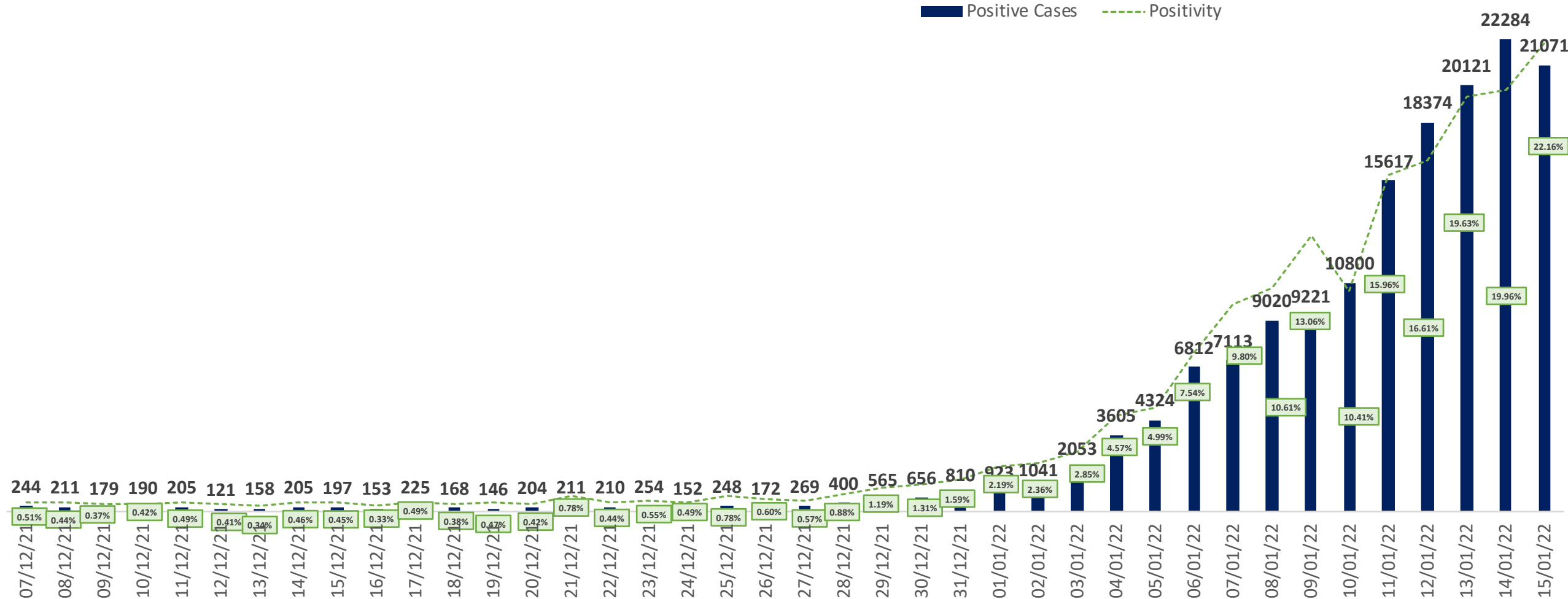
SNAPSHOT OF BENGALURU COVID-19 CASES IN LAST 8 WEEKS



	21-11-2021 To 27-11-2021	28-11-2021 To 04-12-2021	05-12-2021 To 11-12-2021	12-12-2021 To 18-12-2021	19-12-2021 To 25-12-2021	26-12-2021 To 01-01-2022	02-01-2022 To 08-01-2022	09-01-2022 To 15-01-2022
Total Positive Cases	1,082	1,362	1,406	1,227	1,425	3,795	33,968	117,488
Total Recovered Cases	1,587	1,497	920	1,157	1,029	1,152	2,052	11,827
Total Death Cases	6	16	20	12	8	20	17	31
Case Fatality Rate	0.55%	1.17%	1.42%	0.98%	0.56%	0.53%	0.05%	0.03%
Total Tests Conducted	2,12,581	2,86,831	3,12,611	2,99,993	2,62,442	3,11,453	5,29,846	6,92,129
Positivity Rate	0.51%	0.47%	0.45%	0.41%	0.54%	1.22%	6.41%	16.97%

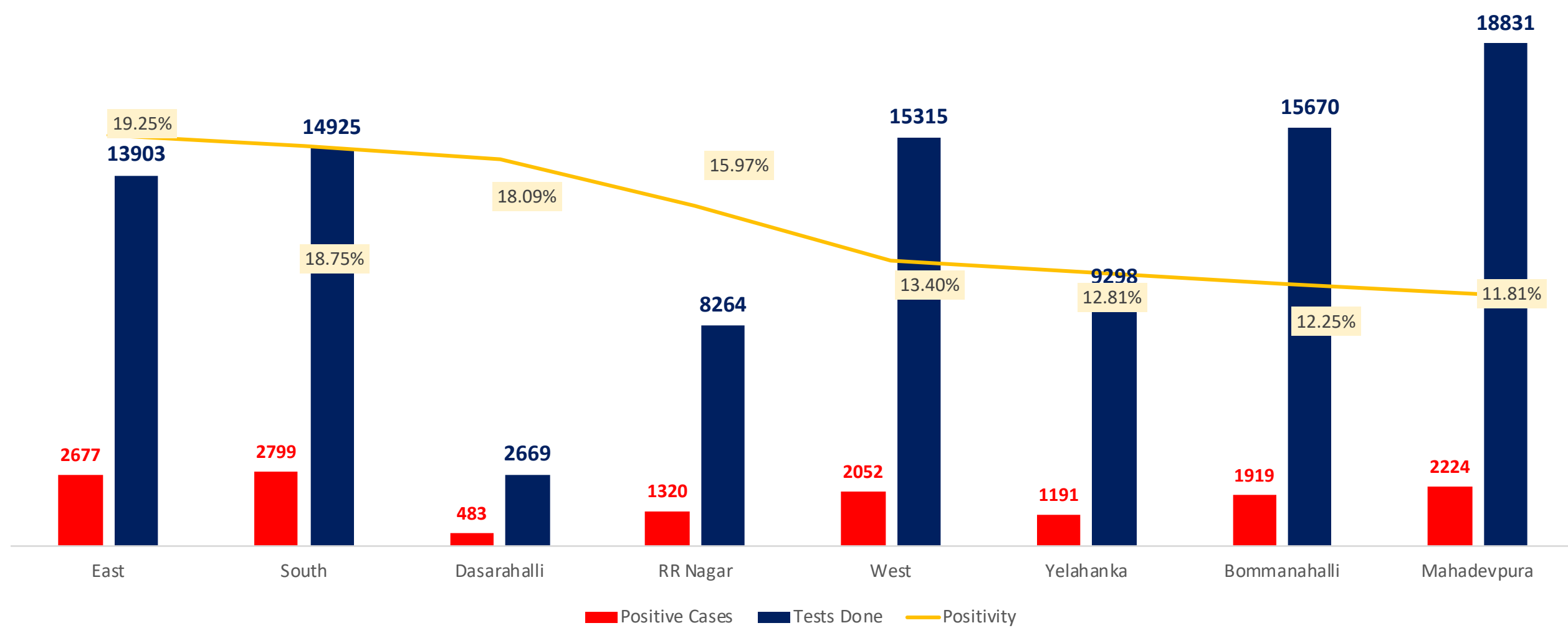


POSITIVITY RATE OF BENGALURU – LAST 40 DAYS



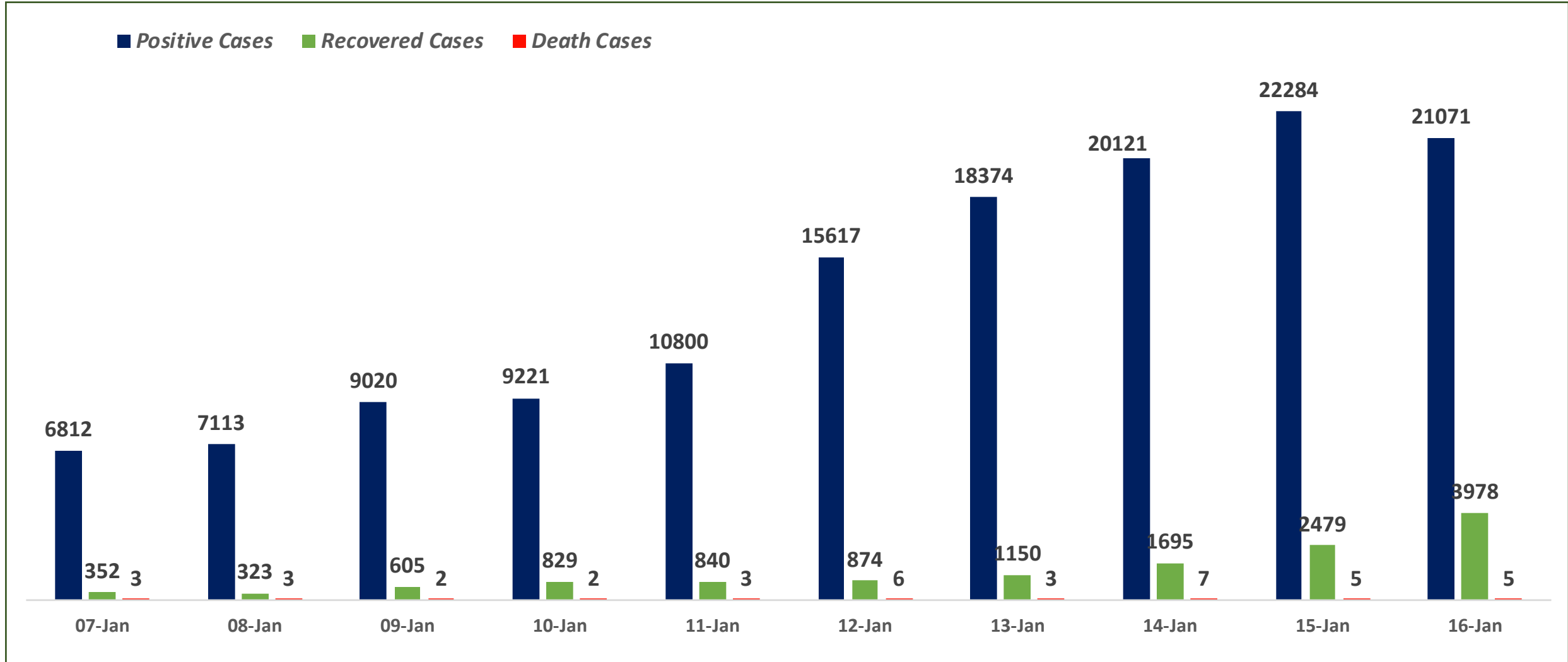


ZONE WISE AVERAGE POSITIVITY TREND FOR LAST 7 DAYS





SNAPSHOT OF POSITIVE, RECOVERED AND DEATH CASES OVER LAST 10 DAYS ACROSS BBMP ZONES

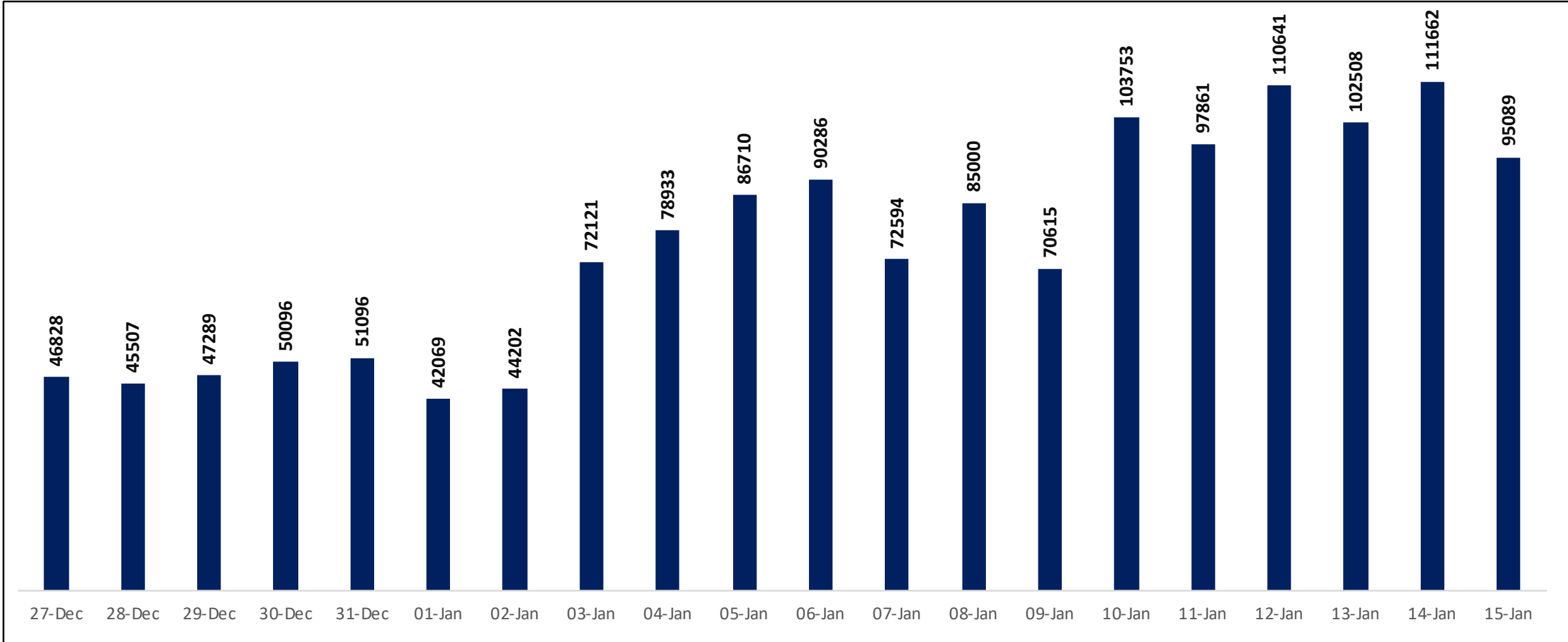




TESTING TRENDS IN BENGALURU

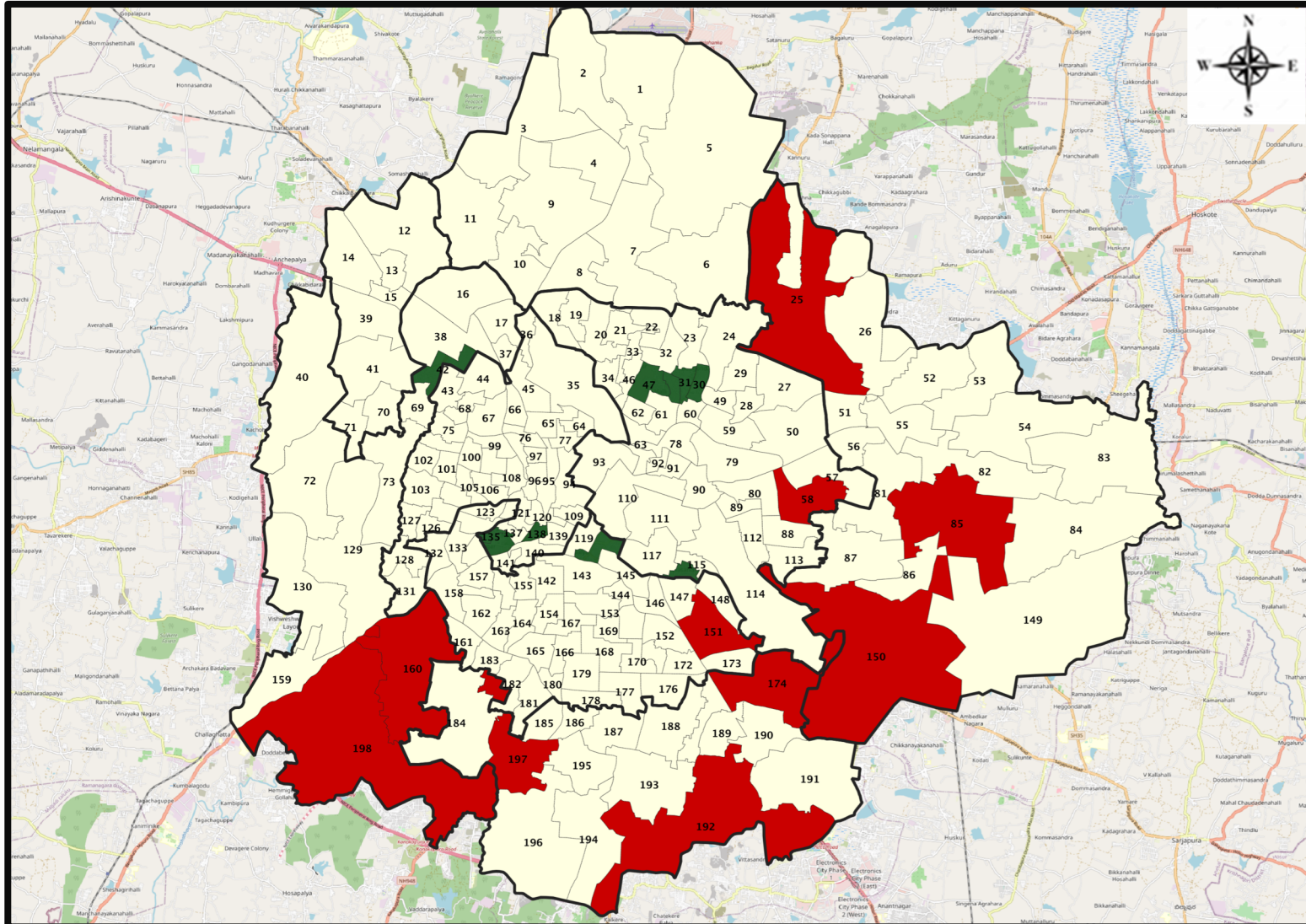


Total Test Conducted Till Date	Test Conducted Last 24 hours
2,52,18,253	95,089





BENGALURU URBAN MAP SHOWING TREND OF POSITIVE CASES IN LAST 7 DAYS



Top 10 wards reporting highest number of positive cases in last 7 days

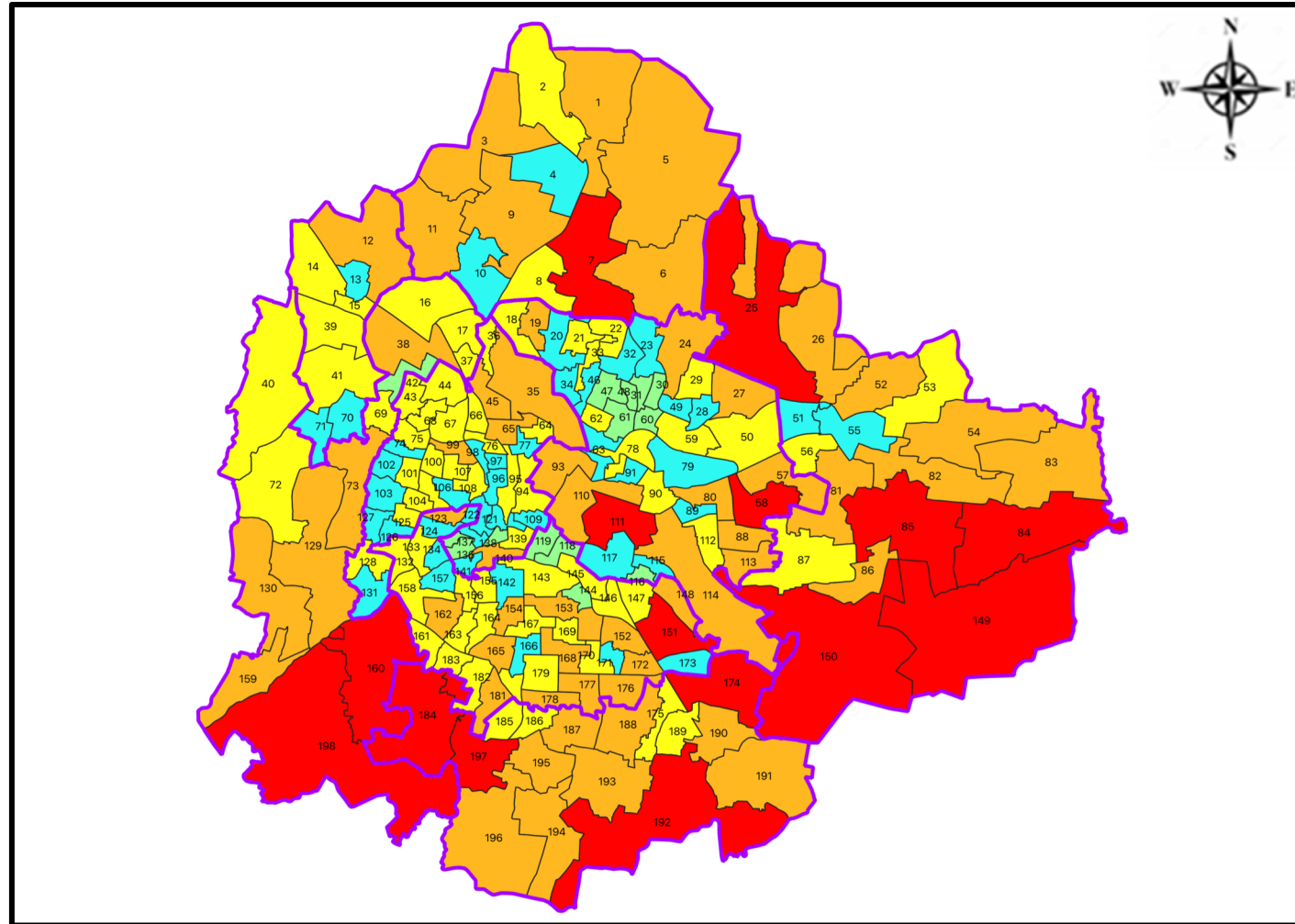
Ward No.	Ward Name	Daily Cases Average
48	Muneshwara Nagar	3
138	Chalavadipalya	6
42	Lakshmi Devi Nagar	6
31	Kushal Nagar	7
135	Padarayanapura	7
116	Nilasandra	8
47	Devara Jeevanahalli	9
136	Jagajivanram Nagar	11
30	Kadugondanahalli	11
118	Sudham Nagar	13







Top 10 wards reporting least number of positive cases in last 7 days

Ward No.	Ward Name	Daily Cases Average
150	Bellanduru	403
192	Begur	249
58	New Tippasandra	228
174	HSR Layout	216
160	Rajarajeshwari Nagar	215
25	Horamavu	212
85	Dodda Nekkundi	200
151	Koramangala	198
198	Hemmigepura	198
197	Vasanthpura	194



BENGALURU MAP SHOWING INTENSITY OF POSITIVE CASES IN LAST 7 DAYS



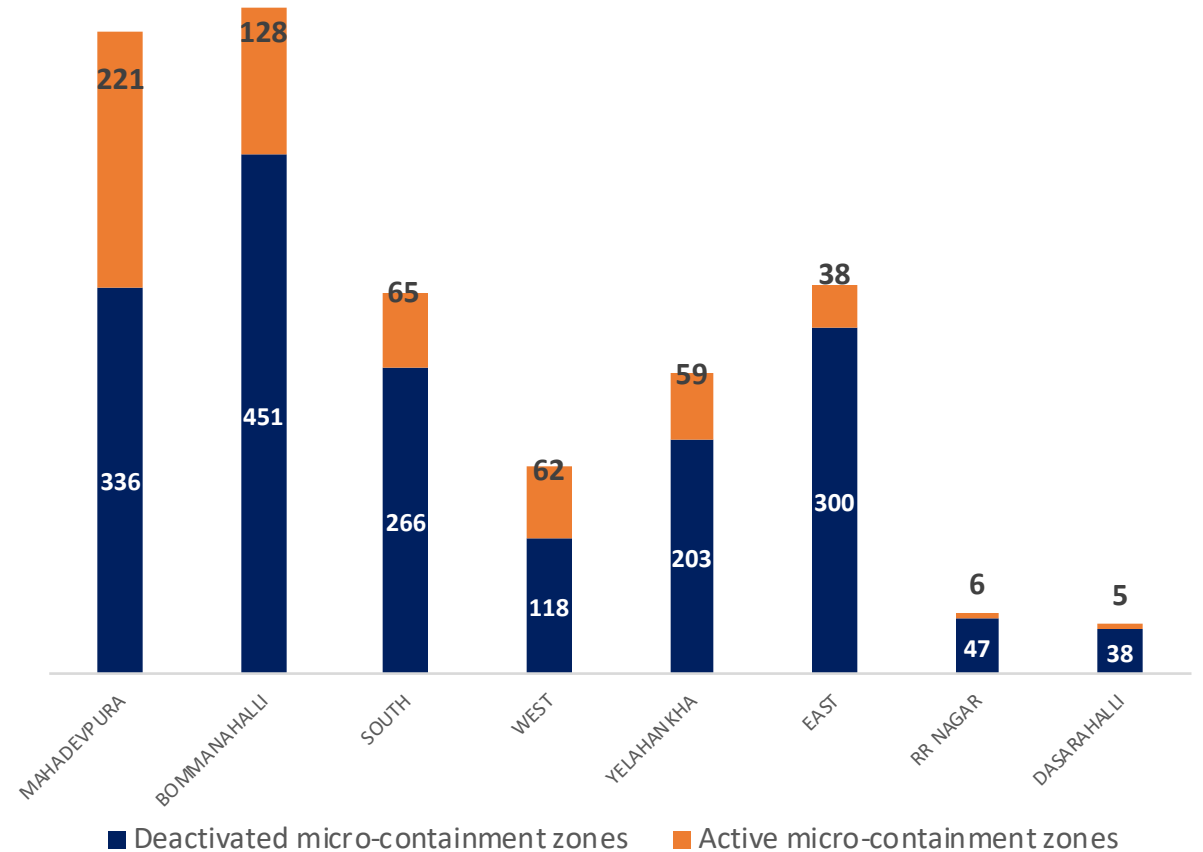
-  **Level 1 : 0 to 100 Cases**
-  **Level 2 : 100 to 250 Cases**
-  **Level 3 : 250 to 500 Cases**
-  **Level 4 : 500 to 1000 Cases**
-  **Level 5 : More than 1000 Cases**
-  **Zone Boundaries**



CONTAINMENT ZONE DETAILS



ZONE	TOTAL DECLARED	TOTAL DEACTIVATED	TOTAL ACTIVE
MAHADEVPURA	557	336	221
BOMMANAHALLI	579	451	128
SOUTH	331	266	65
WEST	180	118	62
YELAHANKHA	262	203	59
EAST	338	300	38
RR NAGAR	53	47	6
DASARAHALLI	43	38	5
TOTAL	2343	1759	584





COVID BED STATUS AS ON 16.01.2022

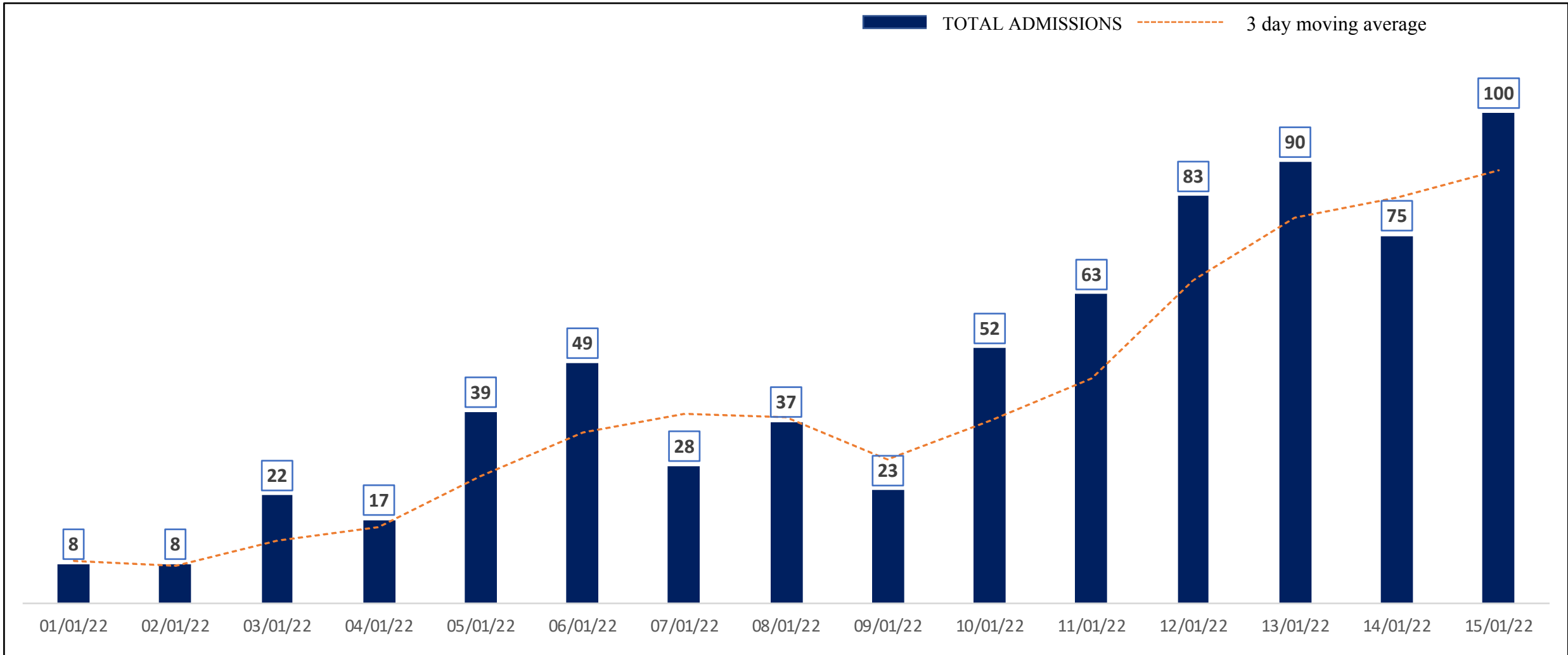


SR. NO.	Facility Type	No. of Hospital	Total Allocated Beds for C+ Patients					Occupied Beds for C+ Patients					Net Available Beds for C+ Patients				
			Gen Beds	HDU	ICU Beds	ICU-V	Total	Gen Beds	HDU	ICU Beds	ICU-V	Total	Gen Beds	HDU	ICU Beds	ICU-V	Total
1	Government Medical Colleges	4	120	255	33	27	435	34	82	24	7	147	86	173	9	20	288
2	Government Hospitals	17	671	267	80	117	1,135	131	57	15	9	212	540	210	65	108	923
3	Private Medical Colleges	12	1,592	1,719	181	189	3,681	18	24	13	5	60	1,574	1,695	168	184	3,621
4	Private Hospitals	26	753	424	148	108	1,433	17	22	5	5	49	736	402	143	103	1,384
5	Covid Care Centre	6	1,010					85					925				
Total Beds		65	4,146	2,665	442	441	7,694	285	185	57	26	553	3,861	2,480	385	415	7,141

* Status as on 16.01.2022 – 06:30 PM



HOSPITAL ADMISSIONS LAST 15 DAYS TREND



* Only Government Quota Admissions through CHBMS considered

* Only Fresh Admissions considered

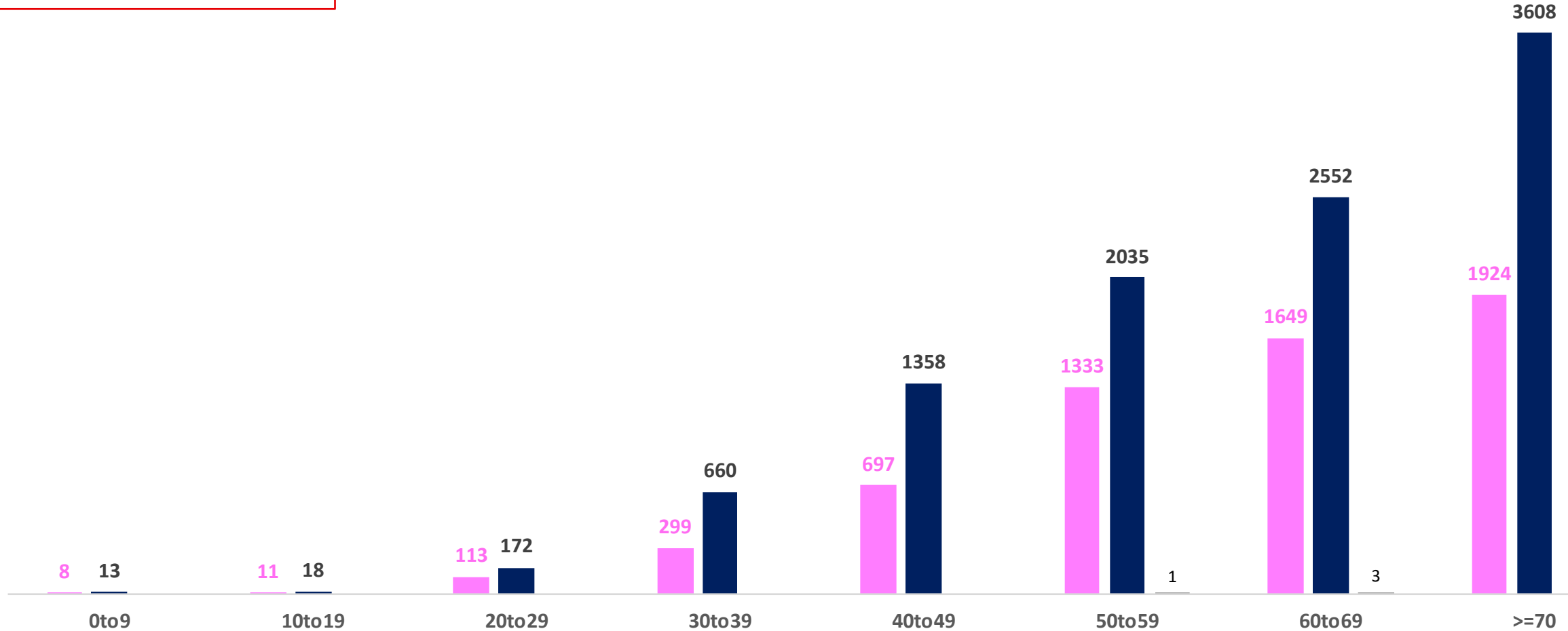


AGE AND GENDER WISE DISTRIBUTION OF DEATH CASES



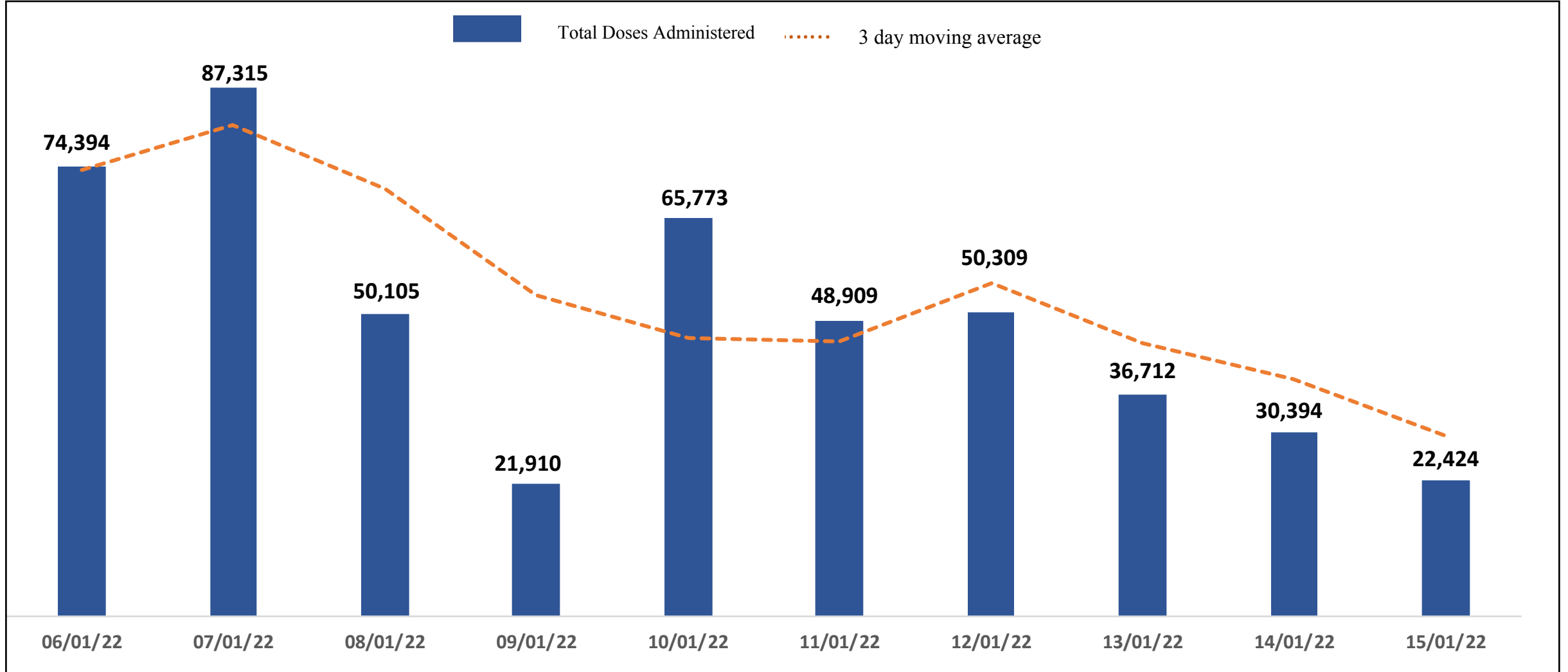
Death Cases: 16,454

Female Male Transgender



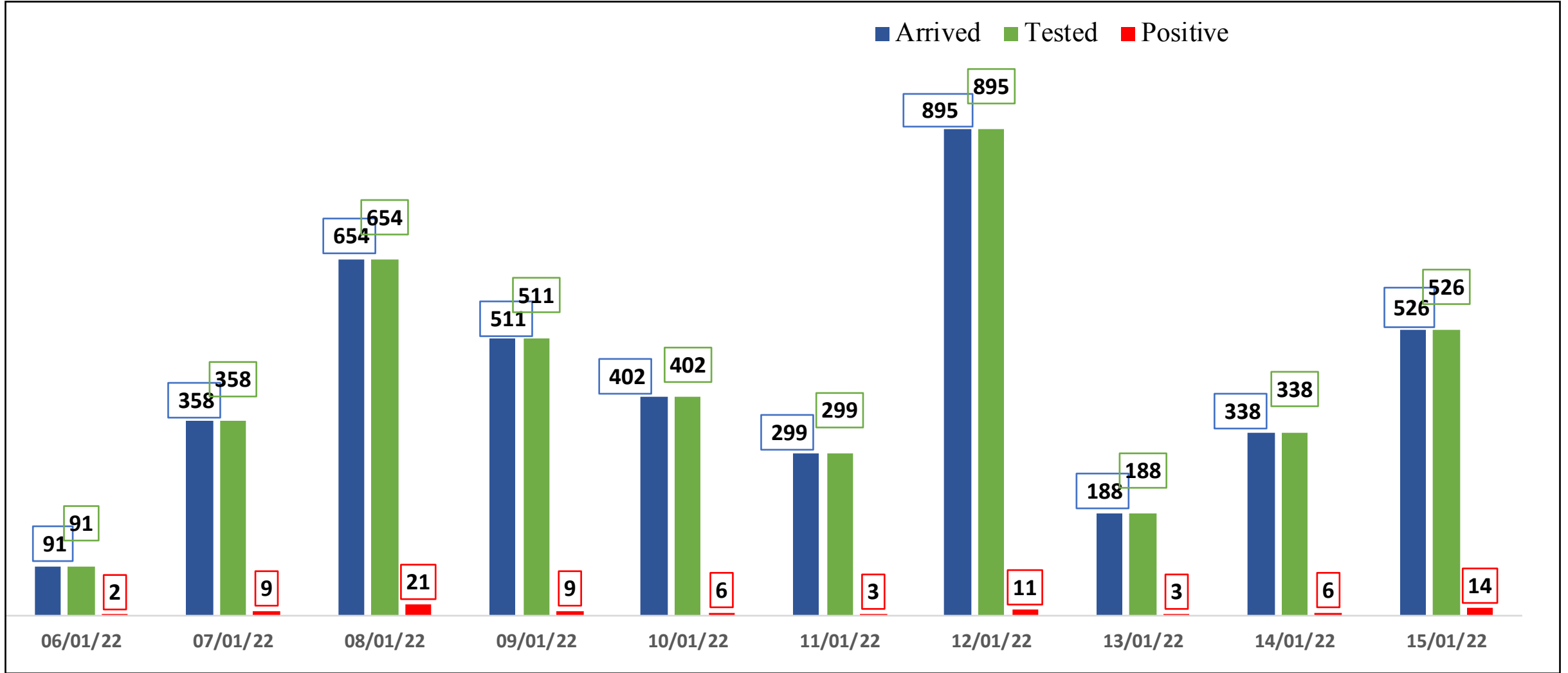


TOTAL VACCINE DOSES ADMINISTERED IN LAST 10 DAYS





INTERNATIONAL TRAVELLERS SURVEILLANCE IN LAST 10 DAYS

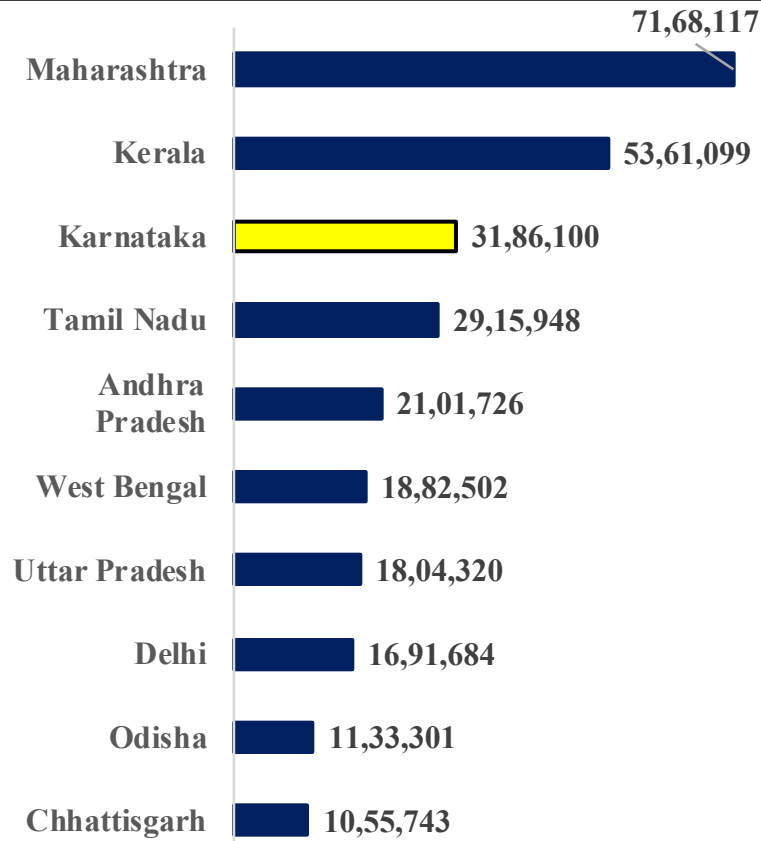




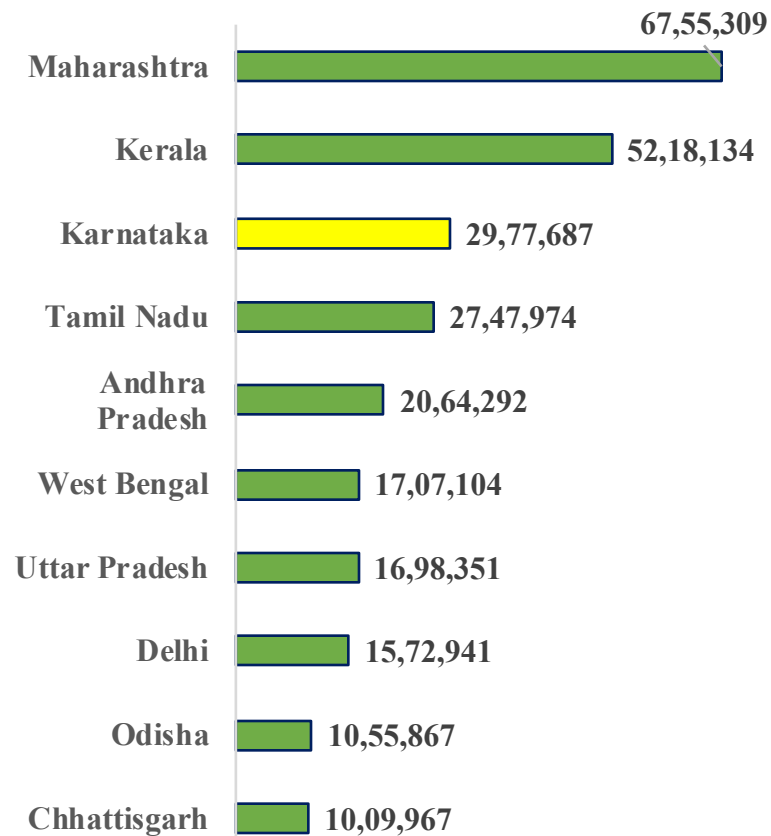
TOP 10 COVID19 AFFECTED INDIAN STATES



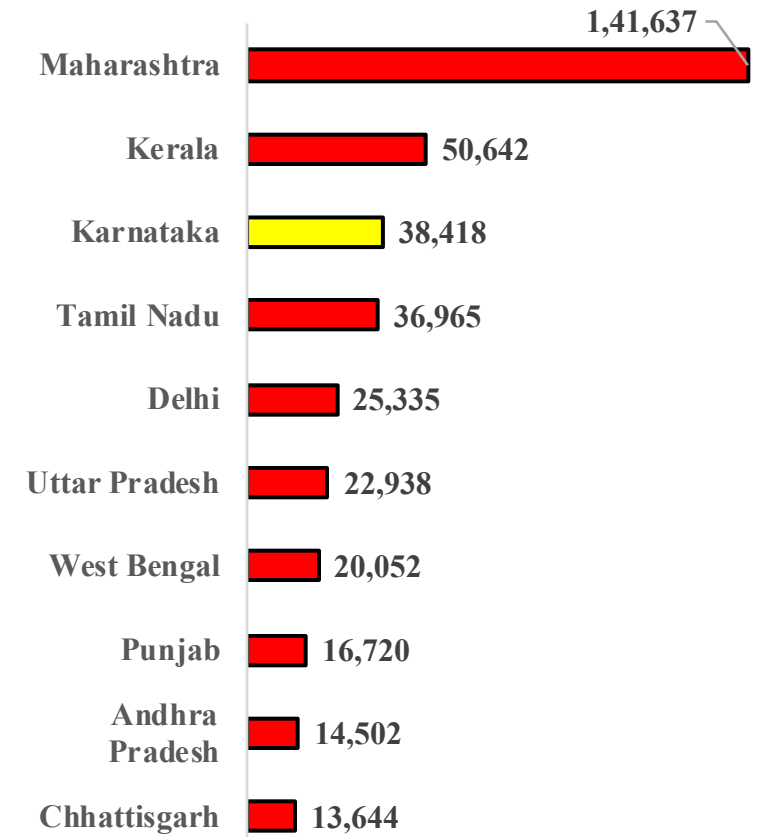
Total Positive Cases



Total Recovered Cases



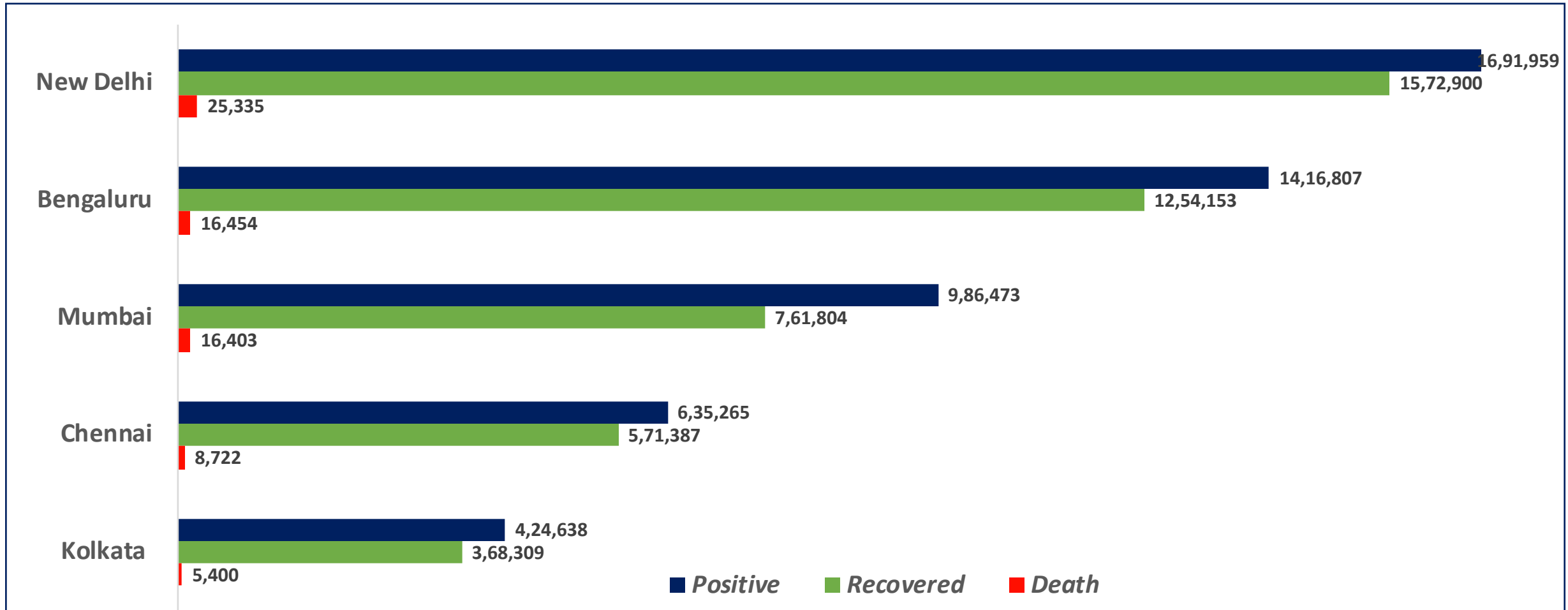
Total Death Cases



Source : <https://www.covid19tracker.in/> / at 6:15 pm (16.01.2022)



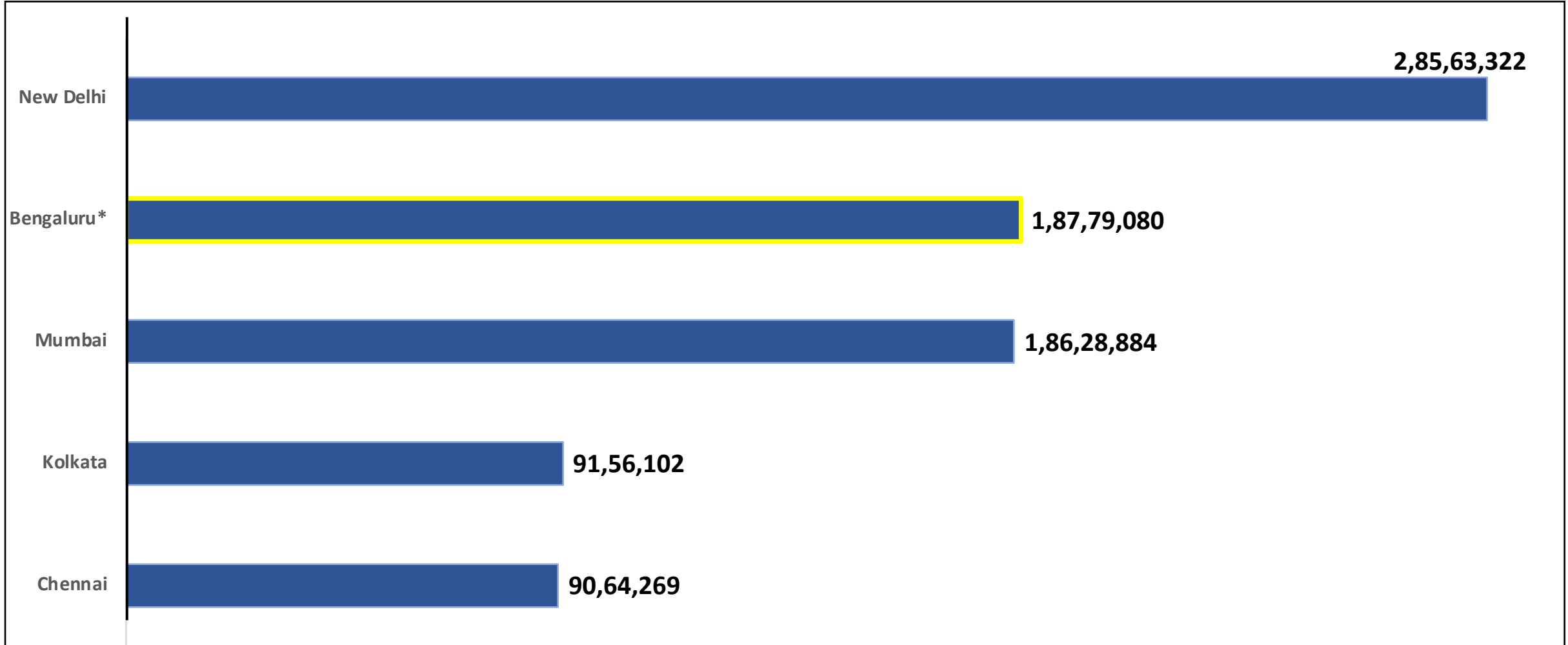
BENGALURU AND OTHER METROPOLITAN CITIES



Source : <https://www.covid19tracker.in/> at 6:15 pm (16.01.2022)



VACCINE DOSES ADMINISTERED IN BENGALURU AND OTHER METROPOLITAN CITIES



Source : <https://dashboard.cowin.gov.in/> at 6:15 pm (16.01.2022)

*includes BBMP & Bengaluru Urban



SNAPSHOT OF COVID-19 CASES IN BENGALURU URBAN



**Total Wards With
<=100 Cases* :
14**

**Tests Conducted
On 15.01.2022:
95,089**

**Recovery
Rate:
88.52%**

**Total
Active Cases :
1,46,200**

**Total Vaccinated on
15.01.2022:
22,424**

**Positivity
Rate* :
16.97%**

**Active
Rate:
10.32%**

**Case
Fatality Rate* :
0.03%**



*Total positive cases In the past 7 days

*CFR and positivity is for Past 7 days



ಬೃಹತ್ ಬೆಂಗಳೂರು ಮಹಾನಗರ ಪಾಲಿಕೆ
Bruhat Bengaluru Mahanagara Palike



Download BBMP Bulletin	https://apps.bbmpgov.in/covid19/mediabulletin.php
For BBMPCovid19 Bed Status:	https://apps.bbmpgov.in/covid19/en/Bedstatus.php
To register for vaccination :	https://selfregistration.cowin.gov.in/
BBMP COVID19 Dashboard:	https://apps.bbmpgov.in/covid19/
Follow us on:	 www.facebook.com/bbmp.comm1/
	 twitter.com/BBMPCOMM

Department of Health and Family Welfare
Government of Karnataka is Fully Prepared to handle COVID-19 in the State

OUR PREPAREDNESS

- Testing Capacity: 265 Labs, 2,19,980 Capacity Per Day
- Physical Triage Centres: 540
- Genome Sequencing Labs: 5
- Staff Availability: 82,543
- Oxygen Infrastructure: 1091 LPM, 1170 MT
- Ventilators: 2871
- Vaccination Progress: 9,12,79,922 Doses
- Details of Bed Availability: 1,94,363 Total Beds
- War Room: 41 War Rooms

COVID-19 TRIAGING PROTOCOL

Flowchart detailing the process from COVID-19 Test (ICMR approved) to Home Isolation or COVID Care Centre based on symptoms and comorbidity.

COVID-19 MANAGEMENT PROTOCOL

HOME ISOLATION

- DO:** Stay in separate, well-ventilated room; Use triple layer mask; Maintain adequate hydration; Follow hand hygiene.
- DON'T:** Do not use Remdesivir at home; Do not use Budesonide inhaler without advice of medical practitioner; Do not use oxygen cylinder without advice of medical practitioner; Do not undergo 3-day C/S scan without advice of medical practitioner.

GET FULLY VACCINATED AND STAY PROTECTED

In case of aggravation of symptoms / emergencies, call

- 14410 State COVID Helpline
- 1533 BBMP Helpline
- 108 Emergency Ambulance Service

Issued by:

Honorable Chief Commissioner, BBMP
Special Commissioner Health & IT, BBMP
MD, Bengaluru Smart City Limited

THANK YOU !

